



Towcester Camera Club

Programme of Events Spring & Summer 2011



Towcester Camera Club meets on alternate Wednesday evenings at the Methodist Hall in Greens Norton 7.45-9.45pm and warmly welcomes anybody who enjoys photography as a hobby.

Our members have a very wide range of photographic interests and ability and most find that they thoroughly enjoy the opportunity to share ideas and to learn techniques from each other and from visiting speakers.

Jan 12	Bob Brind-Surch "Macro Photography"
Jan 26	Nick Dimbleby "Fast action & International adventure with Land Rover"
Feb 9	John Graham "Snapping around Britain"
Feb 23	Informal Participation "Heads, shoulders, knees and toes....."
Mar 9	Huw Alban "Creative Techniques with your camera"
Mar 23	Volunteers - Hilary Spurrier, Bob Stickings & Annie Simpson "Let me show you...."
Apr 6	Kate & John Parker "Playing Safe"
Apr 20	Print SelectionFor the Competition against Olney
May 4	Roger Tapp "Some of my fairly recent work"
May 18	Print Battle At Olney Camera Club
Jun 1	Annual General Meeting Formal & Informal Participation "All things beaut & brightiful" – deliberate!
Jun 15	Will Perrin "Polar Panoramas, Perfect Portraits, Digital wizardry and more...."
Jun 29	Informal Participation "Touch it, feel it but use only your eyes"
Jul 13	Informal Participation "Extreme speed, thrills and spills"
Jul 27	Focus groups "Time to show off"

New members are always welcome: If you think that you may like to join us, do come along to any of our meetings to see what we're like. There is no charge for your first meeting and if you do then decide to join, membership is very affordable.

Our main aim is to help our members to have some fun with their cameras. There is always a very friendly atmosphere at meetings; often there is some truly awe inspiring photography to share and sometimes members are gently pushed (very willingly!) beyond their usual 'comfort zone' into tackling exciting new challenges.

Spring & Summer 2011

Jan 12 **Bob Brind-Surch**
"Macro Photography"

Macro work is a fascinating field of photography which can however seem very baffling and very expensive! Bob's task this evening is to try and dispel both of these and to get you to realise just how easy and fun it is and can be.

One of Bob's earliest inspirations in this field was Heather Angel who wrote:

"Nature has an unlimited capacity to intrigue and delight – from the delicate whorls of a seashell, the spiral tendrils of climbing plants, the hairs on a stinging nettle or the hexagonal facets of an insect's eye. Taking macro photographs is a means not just of recording details but also conveying this beauty and fascination to other people by opening their eyes to details that would otherwise pass unnoticed."



This, coupled with his wish to explore the limits of the natural world, is why Close-Up and Macro Photography has always been something of fascination to Bob.

He says "Macro quite simply enables me to get 'up close and personal' to the natural world. In this talk I want to try to explore the options available to the amateur photographer who wishes to experiment with macro as well as share some photos. The examples I use will largely be taken from the natural world as that is my interest but the techniques carry over to any other subject matter. I will explore very basic, hybrid camera options but spend most of the time looking at the options available to SLR owners including some of the possibilities brought about by very advanced lenses and specialist software".

Jan 26 Nick Dimbleby

"Fast action & International adventure with Land Rover"

Nick's passion for photography started at 11 when he first picked up his father's SLR camera. He has now been a full-time professional photographer since graduating 16 years ago; although his first paid commission was aged only thirteen. During this time, Nick has experienced a great deal, earning his reputation by producing consistently impressive results; giving the client what they want and more.

Nick has travelled extensively, visiting over 70 countries and thousands of locations from Mongolia to Manhattan. This rich experience of different cultures, landscapes and lighting conditions gives Nick an excellent grounding to deal with all types of unexpected situations and problems. Nick's range of photography is as varied as the stamps in his passport; international white water rafting, premier league football, on-location fashion, automotive action and statics, studio work and fast-moving event coverage. Much of Nick's automotive photography has been for premier manufactures: Jaguar, Land Rover, Aston Martin and Bentley.



The presentation this evening will be predominantly Land Rover Adventure shots. Having photographed four Camel Trophy events, and having been one of only three photographers to photograph Land Rover's inaugural G4 Challenge, Nick will share with us some of his experiences of these fast moving international events.

On events like these the ability to think creatively and get the very best from each situation quickly and consistently is vitally important.

One minute a photographer could be shooting fast moving sports action and then carrying out a fashion brief the next.....all whilst living out of the back of a Land Rover and constantly on the move.

This talk promises to be one that will get your blood racing – just the perfect thing for a dismal January evening. Come along and feel energised!

www.nickdimbleby.com

Feb 9 John Graham

"Snapping around Britain"

John Graham has a longstanding record of many years of service as programme secretary and club secretary with the former GEC Coventry Photographic Society. John's photographic achievements include having had work exhibited at the 'London Salon of Photography' where he was awarded a bronze medal. He remembers visiting our club as a speaker very many years ago, even before it moved to our current venue. John himself has moved too in recent years, a little further away than Coventry.....he moved to Orkney! Although it is a wonderful place to live, John still enjoys travelling and does venture back down south every now and then. He will bring and show us a selection of slides that he has taken, predominantly of landscapes, during some of his travels around Britain.

Feb 23 Informal Participation
"Heads, shoulders, knees and toes....."

What makes a person look like who they are? Often it is the very smallest of details that so uniquely define that person. Eyelashes, skin texture, wrinkles (surely not?!), shape of hands, wisps of hair..... there are so many distinctive features that make up each human form. Carefully study some willing (or blissfully unaware) models and see what special images you can create by selecting and isolating individual body parts.


Mar 9 Huw Alban
"Creative Techniques with your camera"

Huw introduces himself in his own words...

"Most of my old friends at Towcester Camera Club are aware of the blurry & creative effect images that I am very fond of producing.

"Creative Techniques with your Camera" will be an exploration of my own experiences in creating images with light, colour, form, and texture within the camera. None of these techniques are difficult or technical and the content will appeal to both the beginner and the more experienced photographers who want to develop or refine their artistic vision and bring more expression to their images."

www.huwalban.com



Mar 23 Volunteers - Hilary Spurrier, Bob Stickings & Annie Simpson
"Let me show you...."

.....some of my photographs! This session is back by very popular demand, having tried out this format for the first time last season. The intention then was to (gently) allow some of our more reticent members to each have a manageable half hour slot, in which to show some of their work. Well, it certainly brought out the best in our last set of volunteers. Reticent? I don't think so! They all completely blew the audience away!

This time there are another 3 volunteers – get ready to see another side of 3 people you may have thought you already knew a bit about.

Hilary Spurrier "Seasons in the Arctic"

Bob Stickings "From sitting room to studio"

(The tale of the development of flash photography in Tiffield)

Annie Simpson "A selection box"

Just for a bit of variety, Kate & John Parker will be joining together to give you a two part talk – a taste of creativity using some of Adobe Photoshop's useful ingredients followed by a session on some of the essential information needed to back up your work successfully.

In the first part Kate will look at a few of the many creative possibilities in Photoshop with you, to both whet your appetite and give you some inspiration to have a go for yourself. Then after a quick break so you can take in what you've heard so far, John will look at the importance of backups and discuss some of the equipment possibilities.

Hopefully by the end of the talk you will be looking forward to having a play with some of your photos and be on the way to making sure your photos stay safe for you to look at for as long as you want to look at them!



A bit about Kate:

Kate is a local specialist fine art photographer known for having an expert eye for the details that make an impression and sharing her photography knowledge in her individually tailored one-to-one training sessions.

She has an abiding passion for photography and Kate's photographic journey has included a two year HNC in Photography at Oxford College where she added more detail to her experience in Photoshop and many other aspects of photography to become the first person to achieve a distinction for every course assignment.

She has also achieved distinction with the Royal Photographic Society and both held and taken part in several successful exhibitions

– a taste of her work can be seen at CameraKate.co.uk

A bit about John:

Since achieving his degree with honours in his early twenties, John has enjoyed a highly successful career as a Chartered Engineer in electronic engineering and computer technology, being well known for his detailed knowledge and in-depth expertise across a broad range of associated subjects.

Now looking after all the website, computer specification and IT support side of Kate Parker Photography as well as several other computer systems, John actively advises on the preservation of valuable data for a variety of needs including the teaching of good backup practice in the photography world.

In contrast to the technical side, John also enjoys the hands on bespoke framing part of Kate Parker Photography and, of course, keeping Kate safe on her many photography adventures!

Apr 20 Print Selection

.....For the Competition against Olney

Prints will be chosen for the forthcoming competition against Olney Club.

May 4 Roger Tapp

"Some of my fairly recent work"

Roger Tapp is a very well known photographic artist, with a slight bias towards landscapes but he also enjoys a wide variety of other subject matter too, particularly enjoying the travel involved with his photographic work. It will have been three years since we last saw Roger's work and he sincerely hopes that he won't bring anything that any of us will have previously seen. For a prolific and consistently good photographer like Roger though, three years is easily enough time to have accumulated another couple of hours worth of impressive material. Come prepared to enjoy a very relaxed presentation of some quality images.

May 18 Print Battle

At Olney Camera Club

The time of year for this annual challenge may have changed, but the fierce (yet friendly) battle is still the same! Olney Camera Club has once more challenged us to be judged on 20 prints representing our club's very best work.

They will put forward the same..... we will hear what the judge has to say about them all.....and may the best club win!

This annual event is being held at Olney this year. Details of the venue will be distributed to members nearer the time or can be found on the Olney Camera Club website <http://www.olneycameraclub.co.uk/contact.html>

**Jun 1 Annual General Meeting
Formal & Informal Participation**

"All things beaut & brightiful" – deliberate!

We will start the evening off with our Annual General Meeting, when there will be an opportunity for all to assess what the past year has brought; look at how the club is developing and discuss anything that may need changing....that includes any tired & jaded committee officers!! Have a think about any input you'd like to bring to the AGM, but rest assured that things will be kept fairly brief.

Which leads me nicely onto the second part of the meeting.....more informal participation.....

Your brief here is to photograph everyday objects in unusual settings, whilst paying close attention to composition, lighting and shape to create a striking image.

This is an opportunity to let your imaginations run completely wild. Don't worry about what any onlookers might be thinking as you carefully set out your stage and props! This is meant to produce pictures that are dramatic. They could also be stunning, shocking, unusual, strangely surprising or just whackyYour finished image should make a viewer stop and look twice.

Remember to use 'everyday objects' and select your location carefully. Have fun!

Jun 15 Will Perrin

"Polar Panoramas, Perfect Portraits, Digital wizardry and more..."

Will is well known to our regular members and has offered to show us some more of the many digital manipulation techniques that he regularly uses.

There will be a very useful section of Will's talk on how to use Photoshop Layers practically to enhance your photographs. No doubt there will be some enthusiastic demonstrations of how backgrounds can be totally changed and, knowing how Will is always up there at the front when anything new is released, don't be surprised if you also learn a lot about some of the exciting new plug-ins that are available!

Another technique that Will has been trying out is Polar Panoramas. If you haven't come across these 360° images before, you may be inspired to have a go yourself.

Will's favourite aspect of photography is Portraits. He has spent hours perfecting the art of perfecting the Portrait and by showing us a series of 'before and after' images he will demonstrate how to get that 'studio perfect' look.

Jun 29 Informal Participation


"Touch it, feel it but use only your eyes"

Textures are fascinating and a variety of complementary textures can make a very eye catching abstract design. Usually we don't ask for images to be printed up, but for this session, please bring in your 9 images as simple 6x4 prints.

Each set of 9 images will then be laid out on the tables and displayed as a composite 'panel' design. Whether you go for broadly similar or drastically different textures, is entirely up to you, as is whether you try some of the macro techniques or blurry creative effects we will have been recently shown. You may find that once you start you will look at things very differently!

Obviously you will need to think about the collective impact of your final arrangement when you are taking photographs of your textures.

No doubt you'll do very much better than this!



We will then take each composite display in turn and analyse various aspects of it. We can look at any difficulties encountered and discuss the best ways to overcome them.

NB. An extra special bit, only for the real enthusiasts! If you want to, you could also devise a method of physically connecting your 9 images, arranged as you would like them, which may also enhance the overall presentation effect.

Jul 13 Informal Participation

"Extreme speed, thrills and spills"

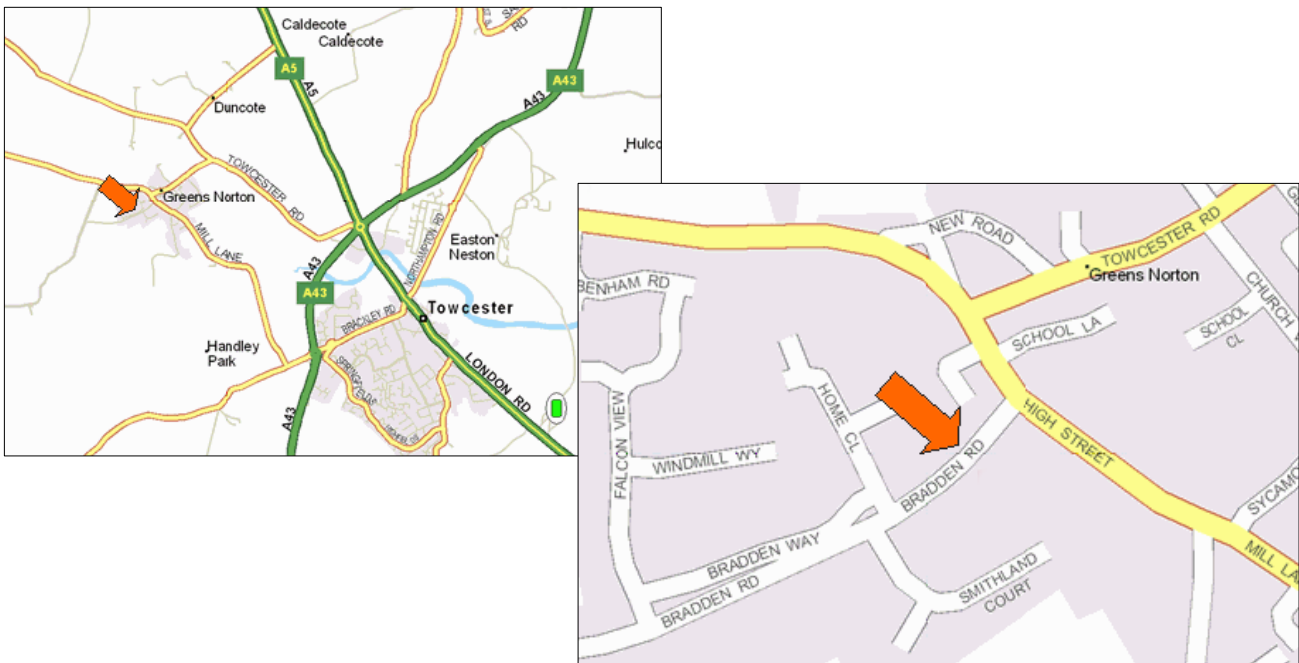
What better theme for the meeting in the week of the British Grand Prix? This meeting is to get you thinking about capturing fast moving subjects. How do you portray speed in a still image? Perhaps some of you will have had a very recent opportunity to master some racing action shots at Silverstone. Maybe you were inspired earlier on in the year by the adrenalin charged Land Rover adventures and have been catching speedy off road action as a result of that. Or, if vehicles aren't your thing, how about athletics events, racehorses, flying birds, fairgrounds, overactive children....your options are endless! Bring in a selection of your best shots and we can compare the techniques used and energetically bounce off each other's successes and failures as we try to learn more about catching the perfect action shot.

Jul 27 Focus groups

"Time to show off"

For the first time there will be an opportunity for our 'focus groups' to show off what they have achieved to all the other club members. The focus groups are still very much in their infancy, but should be gaining momentum as the year progresses. As this focus group venture is still slightly 'experimental', the format of the meeting will be adapted to suit whatever results are being shown.....

Maps of Our Venue



For more information please go to www.towcestercameraclub.co.uk
or contact:

Chairman
Programme Organiser

Bob Brind-Surch
Suzanne McNicholas

Tel: 01327 352505
Tel: 01327 811076